


BulbHead
REWARDS
You've Earned
100
 Reward Points with this purchase
Program and redemption limitations apply. Points have no cash value and are subject to expiration. See terms at www.bulbhead.com/Rewards for full details. Void where prohibited.

USE CODE

Designed and distributed in USA by
 Telebrands Corp. d/b/a Bulbhead
 79 Two Bridges Road Fairfield, NJ 07004
 Made in China.
 ©2021 Telebrands
 Product may vary from images shown.
www.Bulbhead.com

LIMITATION OF LIABILITY

Liability limited to the purchase price of this product. Telebrands Corp. shall not be liable for any incidental or consequential damages or any implied warranty on this product. Some states do not allow the exclusion or limitation of incidental or consequential damages so the above limitation or exclusion may not apply to you.





RUBY™

Sliders

Furniture Feet Protectors



IMPORTANT SAFETY INSTRUCTIONS, READ AND FOLLOW ALL WARNINGS AND INSTRUCTIONS BEFORE USING THIS PRODUCT. INJURY OR PROPERTY DAMAGE CAN RESULT FROM IMPROPER USE.

SAVE THESE INSTRUCTIONS.

PRODUCT MAY VARY FROM IMAGES SHOWN.

⚠ WARNING

- **SUFFOCATION/CHOKING HAZARD:** To avoid danger of suffocation or choking, keep plastic bags away from babies and children.
- **Choking hazard - small parts.** Keep away from children. This is not a toy.

SAVE THESE INSTRUCTIONS

PACKAGE INCLUDES

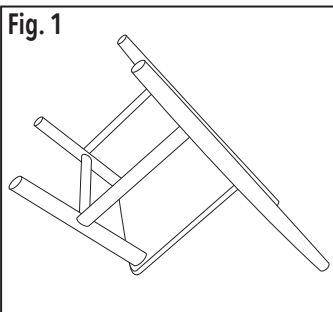
8 RUBY™ Sliders 1 Instruction Manual

PRODUCT SPECIFICATIONS

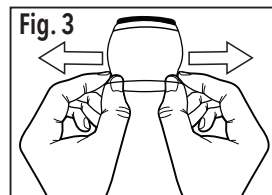
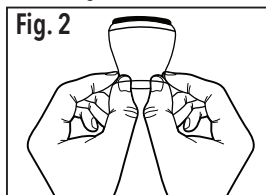
Fits on most round, square and rectangular furniture legs.
 Fits furniture legs 1.18" to 1.77" diameter

HOW TO INSTALL

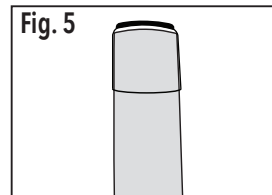
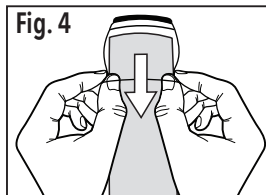
1. Turn chair over on a flat surface so the legs are easily accessible (**Fig. 1**). Prepare the chair legs for RUBY™ Sliders. Remove any dirt, dust and/or hair. Make sure chair legs are clean, dry and free of any debris.



2. Open RUBY™ Slider by inserting your fingers (**Fig. 2**) in the open top and pulling in opposite directions (**Fig. 3**). Open just enough to slide over the furniture leg. Avoid over stretching RUBY™ Sliders.



3. Pull RUBY™ Sliders onto the furniture leg (**Fig. 4**). Make sure the felt sits firmly on the bottom of the leg. You want to avoid any gapping. RUBY™ Sliders should fit snug on your furniture leg (**Fig. 5**).



NOTE: RUBY™ Sliders are not designed to work on carpet. The felt bottoms will slide on hard flooring such as wood, tile and linoleum but will not slide on carpet.

TIPS: If you need to make RUBY™ Sliders more malleable to fit over furniture leg carefully use a hair dryer set to the lowest setting to warm RUBY™ Sliders **BEFORE** placing RUBY™ Sliders on furniture leg. Using the hair dryer on RUBY™ Sliders while on furniture could cause damage.